

Iowa Arrest Rates for Juveniles.

3-Year Average Rate* per 1,000 Youth



(2011 - 2013)



*For the following Metropolitan Cities in Iowa: Cedar Rapids, Davenport, Iowa City, Sioux City and Waterloo.

JCS Rates in Iowa.


Statewide Complaints to Juvenile Court Services Rate per 1,000 Youth: 5-Year Average (2009 - 2013)



Source (complaint data): Iowa Justice Data Warehouse (October 2014)

Court-Involvement Rates in Iowa.

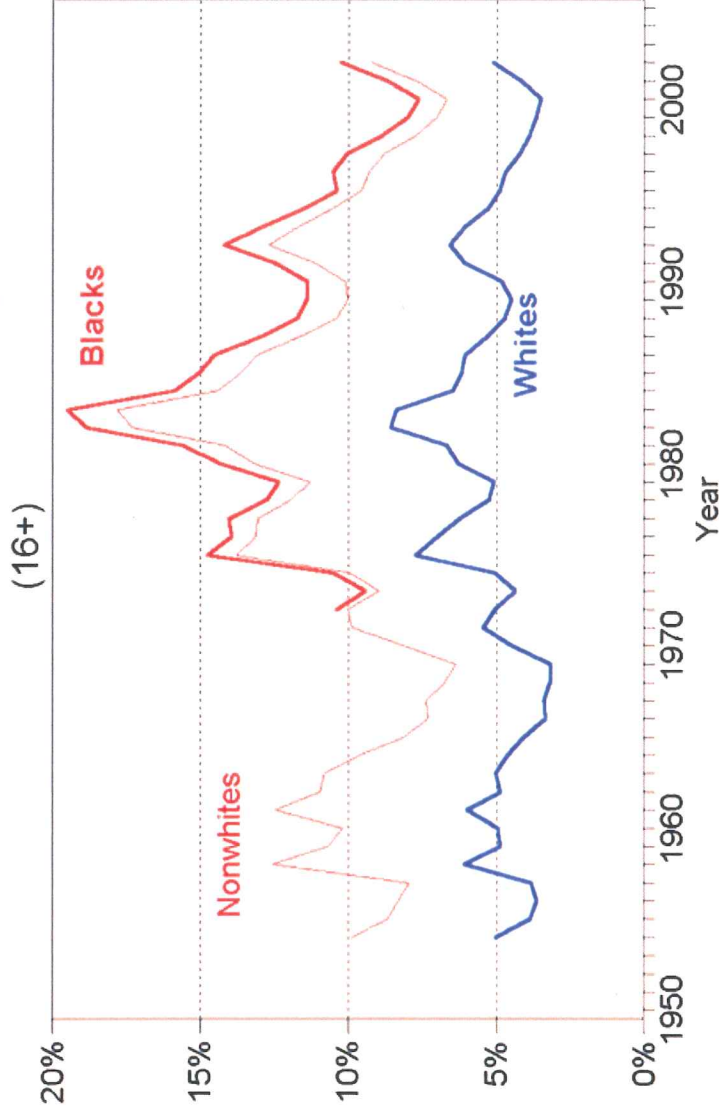
Statewide 5-Year Average Diversions and Petitions; Rate Per 100 Complaints (2009 - 2013) Ages 10 - 17



Source: Iowa Justice Data Warehouse (July 2014)

National Employment Disparity:

Unemployment rates by race
(16+)



Source: Bureau of Labor Statistics, <http://www.bls.gov/data/>

More Recent Employment Rates:

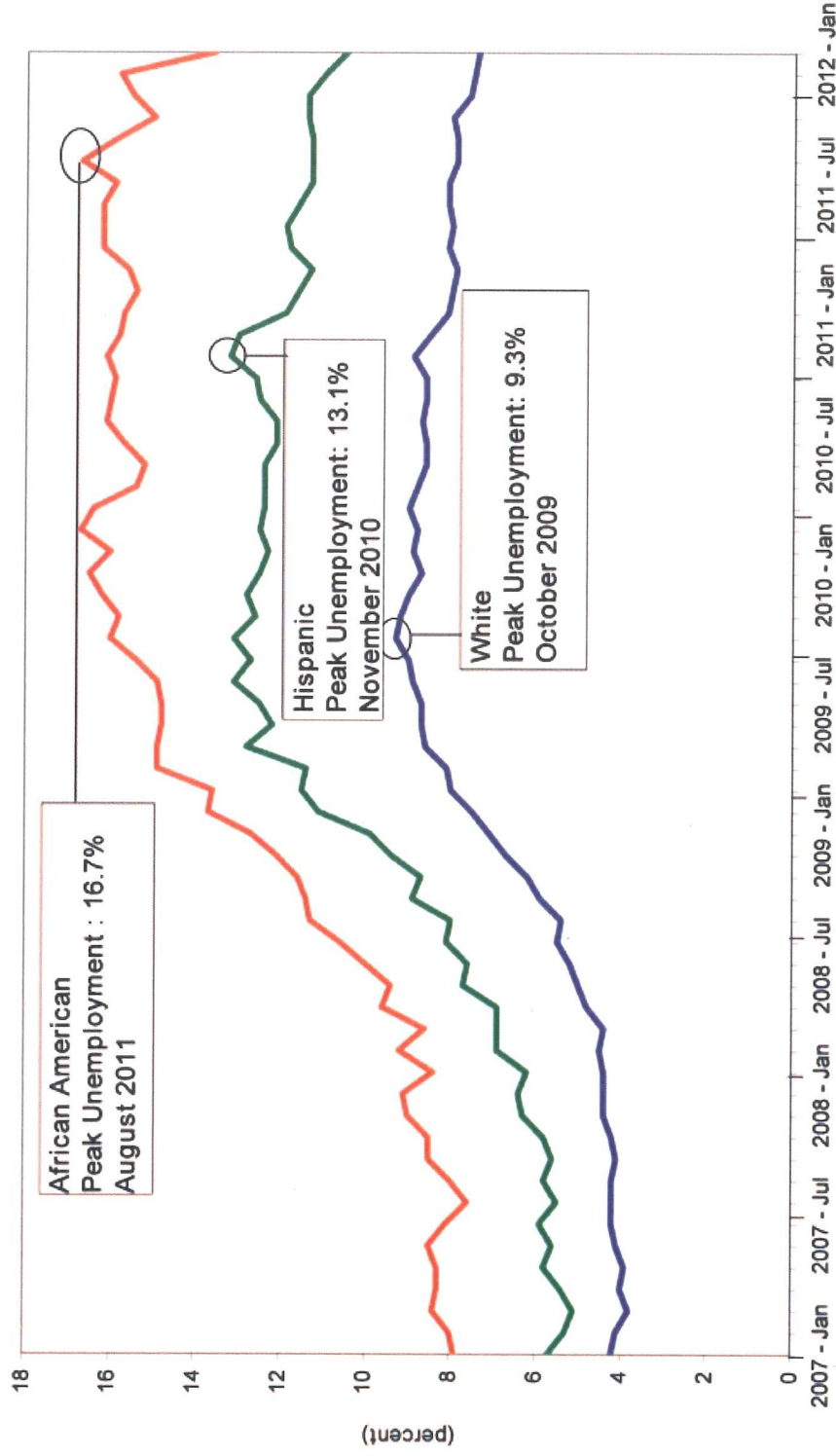
U.S. Unemployment Rates by Race
November 2004 to November 2005



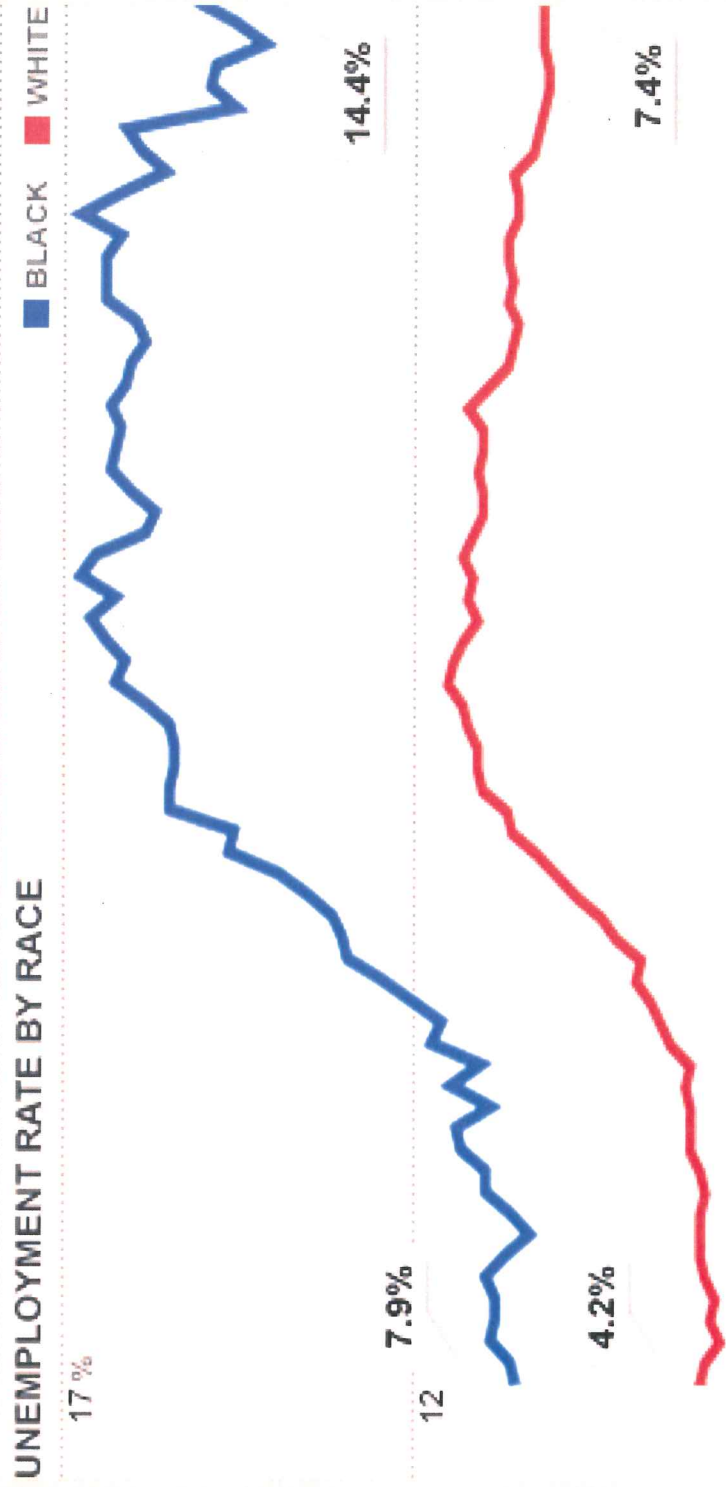
Source: Bureau of Labor Statistics



Employment Disparity During The Great Recession:



Employment Disparity During The Great Recession:



7 JAN 2007

JUN 2012

SOURCE: BUREAU OF LABOR STATISTICS

Iowa Employment Disparities:

Iowa's unemployment rate for Blacks was 12.3 % in 2007 (more than 3X the state unemployment rate of 3.7 percent for all workers). Only Minnesota and Michigan had higher rates.

In 2005 and 2006, Iowa led the nation for its jobless rate for Blacks.



As I grew older
by Langston Hughes

It was a long time ago:
I have almost forgotten my dream.
But it was there then,
In front of me,
Bright like a sun—
My dream.
And then the wall rose,
Rose slowly,
Between me and my dream.
Rose until it touched the sky—
The wall.
Shadow.
I am black.
I lie down in the shadow.
No longer the light of my dream before me,
Above me.
Only the thick wall.
Only the shadow.
My hands!
My dark hands!
Break through the wall!
Find my dream!
Help me to shatter this darkness,
To smash this night,
To break this shadow
Into a thousand lights of sun,
Into a thousand whirling dreams
Of sun!